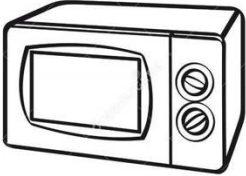




















Design activities for the curious and crafty

<p>1. Draw an electrical item from your kitchen in 3D (Double the difficulty and draw in pen!)</p> 	<p>2. Design and test a new, competitive, small ball or marble game. Make sure you design clear instructions for all players. (Remember to give it a name and logo!)</p> 	<p>3. Create a map of your local area, in the style of Harry Beck. (Use Google earth or maps to check key features around you.)</p> 	<p>4. What is design? Write an acronym for the word DESIGN (Can you make this into a physical or digital poster for the classroom?)</p> 
<p>5. Upcycle an old T-shirt. You might need paint or pens for fabric (Make sure to get permission first!)</p> 	<p>6. Draw your ideal garden in 2D plan view [bird's eye view]. Add colour pencil rendering practising wood, stone and texture for grass and plants.</p> 	<p>7. Design a Charles Rennie Mackintosh inspired "bag for life" for Scotmid shops.</p> 	<p>8. Design a PicCollage to send to someone to show how much you care (PicCollage is a free app on all platforms)</p> 
<p>9. Design museums around the world are offering free virtual tours. Go on one, and then write about your experience or create an A3 poster about it.</p> 	<p>10. Make obstacles for a fun indoor mini golf game. How far around the house can you make the course go?</p> 	<p>11. Design a new clock for your bedroom. But not just a clock – add an extra feature or function! (Keep every little sketch you do in the design process)</p> 	<p>12. If you can get permission and materials, create a nail & string art piece.</p> 
<p>13. Make & decorate a letter for your room (Go large and try a whole word or name)</p> 	<p>14. Draw as many animals as you can using ONE continuous line (so don't take your pen/pencil off the paper – and no rubbing out!)</p> 	<p>15. Design (and hopefully make) a board game for the whole family to play. (Remember to give it a name and logo!)</p> 	<p>16. Make something cool using origami (the art of making 3D items by folding card or paper).</p> 
<p>17. Go online to the BBC iPlayer and watch an episode of the BBC2 programme "Inside the Factory". If it's good, get friends to watch it too!</p> 	<p>18. Imagine you are a new music sensation. What do you want your first album cover to look like? Develop your own platinum selling album cover!</p> 	<p>19. Complete a James Dyson design challenge – yup the vacuum cleaner guy. https://www.jamesdysonfoundation.co.uk/resources/challenge-cards.html to get the details</p> 	<p>20. Re-design your house on Google SketchUp (free software you can set up with your school email).</p> 

Be kind. Be active. Be safe. ... but be creative!

Original ideas from S Burke (2020)

(Remember to keep a sketch book, photos or diary of everything you do during this time)